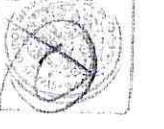






MUNICIPIO DE PANOTLA, TLAX.
PRONÓSTICO DE INGRESOS 2019




RUB	TIP	CLA	CONC	DESCRIPCIÓN	PRONÓSTICO 2019	Enero	Febrero	Marzo	Abril	Mayo	Junio	Julio	Agosto	Septiembre	Octubre	Noviembre	Diciembre
1				IMPUESTOS	1,779,541.30	633,062.01	324,062.01	217,062.01	79,554.01	70,554.01	68,554.01	65,554.01	62,554.01	60,554.01	58,554.01	58,554.01	80,923.19
1	2	1		IMPUESTOS SOBRE EL PATRIMONIO	1,610,106.55	628,062.01	320,062.01	214,062.01	62,062.01	53,062.01	51,062.01	48,062.01	45,062.01	43,062.01	41,062.01	41,062.01	63,424.44
1	2	1	1	IMPUESTO PREDIAL URBANO	1,549,362.39	623,000.00	315,000.00	209,000.00	57,000.00	48,000.00	46,000.00	43,000.00	40,000.00	38,000.00	36,000.00	36,000.00	58,362.39
1	2	1	2	RÚSTICO	1,122,378.77	423,000.00	215,000.00	161,000.00	49,000.00	40,000.00	38,000.00	35,000.00	32,000.00	30,000.00	28,000.00	28,000.00	43,378.77
1	2	2		TRANSMISIÓN DE BIENES INMUEBLES	426,983.62	200,000.00	100,000.00	48,000.00	8,000.00	8,000.00	8,000.00	8,000.00	8,000.00	8,000.00	8,000.00	8,000.00	14,983.62
1	2	2	1	TRANSMISIÓN DE BIENES INMUEBLES	60,744.16	5,062.01	5,062.01	5,062.01	5,062.01	5,062.01	5,062.01	5,062.01	5,062.01	5,062.01	5,062.01	5,062.01	5,062.01
1	7			ACCESORIOS DE IMPUESTOS	169,434.75	5,000.00	4,000.00	3,000.00	17,492.00	17,492.00	17,492.00	17,492.00	17,492.00	17,492.00	17,492.00	17,492.00	17,492.00
1	7	1		RECARGOS	169,434.75	5,000.00	4,000.00	3,000.00	17,492.00	17,492.00	17,492.00	17,492.00	17,492.00	17,492.00	17,492.00	17,492.00	17,492.00
1	7	1	1	RECARGOS PREDIAL	169,434.75	5,000.00	4,000.00	3,000.00	17,492.00	17,492.00	17,492.00	17,492.00	17,492.00	17,492.00	17,492.00	17,492.00	17,492.00
4				DERECHOS	2,278,680.24	484,132.43	438,856.62	374,032.62	104,007.87	104,032.62	103,856.62	104,183.87	103,856.62	104,032.62	104,032.62	104,128.10	10,128.10
4	3	1		DERECHOS POR PRESTACIÓN DE SERVICIOS	2,240,119.74	480,914.93	435,639.12	370,815.12	100,790.37	100,815.12	100,639.12	100,966.37	100,639.12	100,815.12	100,815.12	100,790.37	10,128.10
4	3	1	1	AVALUO DE PREDIOS Y OTROS SERVICIOS	33,454.69	2,787.30	2,787.30	2,787.30	2,787.30	2,787.30	2,787.30	2,787.30	2,787.30	2,787.30	2,787.30	2,787.30	2,787.30
4	3	1	3	MANIFESTACIONES CATASTRALES	17,875.00	1,489.00	1,489.00	1,489.00	1,489.00	1,489.00	1,489.00	1,489.00	1,489.00	1,489.00	1,489.00	1,489.00	1,489.00
4	3	1	4	AVISOS NOTARIALES	15,579.99	1,298.30	1,298.30	1,298.30	1,298.30	1,298.30	1,298.30	1,298.30	1,298.30	1,298.30	1,298.30	1,298.30	1,298.30
4	3	2		DESARROLLO URBANO, OBRAS PUBLICAS Y ECOLOGIA	121,664.89	10,252.66	10,128.10	10,128.10	10,128.10	10,128.10	10,128.10	10,128.10	10,128.10	10,128.10	10,128.10	10,128.10	10,128.10
4	3	2	2	LICENCIAS DE CONSTRUCCIÓN DE OBRA NUEVA, AMPLIACIÓN Y REVISIÓN DE MEMORIAS DE CÁLCULOS	7,257.76	604.80	604.80	604.80	604.80	604.80	604.80	604.80	604.80	604.80	604.80	604.80	604.96
4	3	2	4	LICENCIAS PARA DIVIDIR, FUSIONAR Y LOTIFICAR	14,628.05	1,219.00	1,219.00	1,219.00	1,219.00	1,219.00	1,219.00	1,219.00	1,219.00	1,219.00	1,219.00	1,219.00	1,219.00
4	3	2	5	DICTAMEN DE USO DE SUELO	16,977.66	1,414.80	1,414.80	1,414.80	1,414.80	1,414.80	1,414.80	1,414.80	1,414.80	1,414.80	1,414.80	1,414.80	1,414.86
4	3	2	6	SERVICIO DE VIGILANCIA, INSPECCIÓN Y CONTROL DE LEYES	72,600.00	6,050.00	6,050.00	6,050.00	6,050.00	6,050.00	6,050.00	6,050.00	6,050.00	6,050.00	6,050.00	6,050.00	6,050.00
4	3	2	8	DESLINDE DE TERRENOS Y RECTIFICACION DE MEDIDAS	1,826.86	152.00	152.00	152.00	152.00	152.00	152.00	152.00	152.00	152.00	152.00	152.00	154.86
4	3	2	10	ASIGNACIÓN DE NÚMERO OFICIAL DE BIENES INMUEBLES	124.56	124.56											
4	3	2	14	INSCRIPCIÓN AL PADRON DE CONTRATISTAS	8,250.00	687.50	687.50	687.50	687.50	687.50	687.50	687.50	687.50	687.50	687.50	687.50	687.50
4	3	4		EXPEDICIÓN DE CERTIFICADOS Y CONSTANCIAS EN GENERAL	122,465.68	10,232.06	10,080.81	10,256.81	10,256.81	10,256.81	10,080.81	10,080.81	10,080.81	10,256.81	10,256.81	10,256.81	10,256.81
4	3	4	2	EXPEDICIÓN DE CERTIFICACIONES OFICIALES	605.00	151.25											
4	3	4	3	PREDIOS	880.00												
4	3	4	4	EXPEDICIÓN DE CONSTANCIAS	16,615.38	1,384.60	1,384.60	1,384.60	1,384.60	1,384.60	1,384.60	1,384.60	1,384.60	1,384.60	1,384.60	1,384.60	1,384.60
4	3	4	5	EXPEDICIÓN DE OTRAS CONSTANCIAS	4,593.00	382.75	382.75	382.75	382.75	382.75	382.75	382.75	382.75	382.75	382.75	382.75	382.75
4	3	4	6	CANJE DEL FORMATO DE LICENCIA DE FUNCIONAMIENTO	83,254.70	6,937.00	6,937.00	6,937.00	6,937.00	6,937.00	6,937.00	6,937.00	6,937.00	6,937.00	6,937.00	6,937.00	6,937.00



PERIODO 2017 - 2021
 PAN MATEO
 LICENCIADO



PRESIDENCIA DE COMUNIDAD
 PERIODO 2017 - 2021
JESUS ACATLILA
MUNICIPIO DE PANOTLA, TLAX.
PRONÓSTICO DE INGRESOS 2019



PRESIDENCIA DE COMUNIDAD
 PERIODO 2017 - 2021
SANTA CRUZ TECHACHALCO



RUB	TIP	CLA	CONC	DESCRIPCIÓN	PRONÓSTICO 2019	Enero	Febrero	Marzo	Abril	Mayo	Junio	Julio	Agosto	Septiembre	Octubre	Noviembre	Diciembre
4	3	4	7	REPOSICIÓN POR PERDIDA DEL FORMATO DE LICENCIA DE FUNCIONAMIENTO	16,517.60	1,376.46	1,376.46	1,376.46	1,376.46	1,376.46	1,376.46	1,376.46	1,376.46	1,376.46	1,376.46	1,376.46	1,376.46
4	3	A		SERVICIOS DE ALUMBRADO PÚBLICO	353,434.95	29,452.91	29,452.91	29,452.91	29,452.91	29,452.91	29,452.91	29,452.91	29,452.91	29,452.91	29,452.91	29,452.91	29,452.91
4	3	A	1	SERVICIO DE ALUMBRADO PÚBLICO	353,434.95	29,452.91	29,452.91	29,452.91	29,452.91	29,452.91	29,452.91	29,452.91	29,452.91	29,452.91	29,452.91	29,452.91	29,452.91
4	3	B		SERVICIOS QUE PRESTEN LOS ORGANISMOS PÚBLICOS DESCENTRALIZADOS	1,608,089.53	428,190.00	383,190.00	318,190.00	48,190.00	48,190.00	48,190.00	48,190.00	48,190.00	48,190.00	48,190.00	48,190.00	94,009.53
4	3	B	1	SERVICIO DE AGUA POTABLE	1,570,819.53	425,000.00	380,000.00	315,000.00	45,000.00	45,000.00	45,000.00	45,000.00	45,000.00	45,000.00	45,000.00	45,000.00	90,819.53
4	3	B	2	CONEXIONES Y RECONEXIONES	38,280.00	3,190.00	3,190.00	3,190.00	3,190.00	3,190.00	3,190.00	3,190.00	3,190.00	3,190.00	3,190.00	3,190.00	3,190.00
4	4			OTROS DERECHOS	550.00	50.00	50.00	50.00	50.00	50.00	50.00	50.00	50.00	50.00	50.00	50.00	50.00
4	4	1		OTROS DERECHOS	550.00	50.00	50.00	50.00	50.00	50.00	50.00	50.00	50.00	50.00	50.00	50.00	50.00
4	4	1	1	OTROS DERECHOS	550.00	50.00	50.00	50.00	50.00	50.00	50.00	50.00	50.00	50.00	50.00	50.00	50.00
4	5			ACCESORIOS DE DERECHOS	38,010.50	3,167.50	3,167.50	3,167.50	3,167.50	3,167.50	3,167.50	3,167.50	3,167.50	3,167.50	3,167.50	3,167.50	3,167.50
4	5	2		MULTAS	38,010.50	3,167.50	3,167.50	3,167.50	3,167.50	3,167.50	3,167.50	3,167.50	3,167.50	3,167.50	3,167.50	3,167.50	3,167.50
4	5	2	1	MULTAS POR DERECHOS DE AGUA	0.00	0.00	0.00	0.00	0.00	0.00	0.00	0.00	0.00	0.00	0.00	0.00	0.00
4	5	2	2	MULTAS OTROS	38,010.50	3,167.50	3,167.50	3,167.50	3,167.50	3,167.50	3,167.50	3,167.50	3,167.50	3,167.50	3,167.50	3,167.50	3,167.50
5				PRODUCTOS	16,590.72	1,382.56	1,382.56	1,382.56	1,382.56	1,382.56	1,382.56	1,382.56	1,382.56	1,382.56	1,382.56	1,382.56	1,382.56
5	1			PRODUCTOS	16,590.72	1,382.56	1,382.56	1,382.56	1,382.56	1,382.56	1,382.56	1,382.56	1,382.56	1,382.56	1,382.56	1,382.56	1,382.56
5	1	1		USO O APROVECHAMIENTO DE ESPACIOS EN EL MERCADO	1,531.20	127.60	127.60	127.60	127.60	127.60	127.60	127.60	127.60	127.60	127.60	127.60	127.60
5	1	1	2	EXPLOTACIÓN DE OTROS BIENES	1,531.20	127.60	127.60	127.60	127.60	127.60	127.60	127.60	127.60	127.60	127.60	127.60	127.60
5	1	3		INTERESES DE BANCARIOS, CRÉDITOS Y BONOS	15,059.52	1,254.96	1,254.96	1,254.96	1,254.96	1,254.96	1,254.96	1,254.96	1,254.96	1,254.96	1,254.96	1,254.96	1,254.96
5	1	3	1	INTERESES DE BANCARIOS, CRÉDITOS Y BONOS	15,059.52	1,254.96	1,254.96	1,254.96	1,254.96	1,254.96	1,254.96	1,254.96	1,254.96	1,254.96	1,254.96	1,254.96	1,254.96
8				PARTICIPACIONES, APORTACIONES, CONVENIOS, INCENTIVOS DERIVADOS DE LA COLABORACION FISCAL Y FONDOS DISTINTOS DE APORTACION.	81,056,844.33	6,960,963.35	6,960,963.35	6,960,963.35	6,960,963.35	6,960,963.35	6,960,963.35	6,960,963.35	6,960,963.35	6,960,963.35	6,960,963.35	6,960,963.35	5,723,605.50
8	1			PARTICIPACIONES	35,744,745.14	2,978,728.74	2,978,728.74	2,978,728.74	2,978,728.74	2,978,728.74	2,978,728.74	2,978,728.74	2,978,728.74	2,978,728.74	2,978,728.74	2,978,728.74	2,978,728.74
8	1	1		PARTICIPACIONES E INCENTIVOS ECONOMICOS	35,744,745.14	2,978,728.74	2,978,728.74	2,978,728.74	2,978,728.74	2,978,728.74	2,978,728.74	2,978,728.74	2,978,728.74	2,978,728.74	2,978,728.74	2,978,728.74	2,978,728.74
8	1	1	1	PARTICIPACIONES	32,981,323.14	2,748,443.58	2,748,443.58	2,748,443.58	2,748,443.58	2,748,443.58	2,748,443.58	2,748,443.58	2,748,443.58	2,748,443.58	2,748,443.58	2,748,443.58	2,748,443.76
8	1	1	2	FONDO DE COMPENSACION	2,016,230.00	168,019.16	168,019.16	168,019.16	168,019.16	168,019.16	168,019.16	168,019.16	168,019.16	168,019.16	168,019.16	168,019.16	168,019.24
8	1	1	3	INCENTIVO PARA LA VENTA FINAL DE GASOLINA Y DIESEL	747,192.00	62,266.00	62,266.00	62,266.00	62,266.00	62,266.00	62,266.00	62,266.00	62,266.00	62,266.00	62,266.00	62,266.00	62,266.00
8	1	1	4	AJUSTE													
8	2			APORTACIONES	31,272,625.50	2,812,278.47	2,812,278.47	2,812,278.47	2,812,278.47	2,812,278.47	2,812,278.47	2,812,278.47	2,812,278.47	2,812,278.47	2,812,278.47	2,812,278.47	2,812,278.47
8	2	1		APORTACIONES FEDERALES (RAMO XXXIII)	31,272,625.50	2,812,278.47	2,812,278.47	2,812,278.47	2,812,278.47	2,812,278.47	2,812,278.47	2,812,278.47	2,812,278.47	2,812,278.47	2,812,278.47	2,812,278.47	2,812,278.47



PANOTLA
 2017 - 2021
PRESIDENCIA DE COMUNIDAD
PRIMER REGIDOR
HACIENDA
 JESUS ACATLILA

